


Edge

300 S Australian Av, West Palm Beach, FL, Palm Beach 33401

Building Information

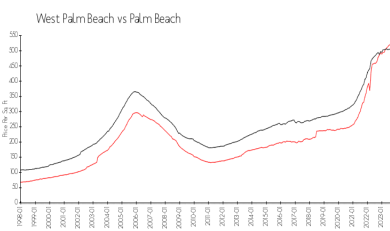
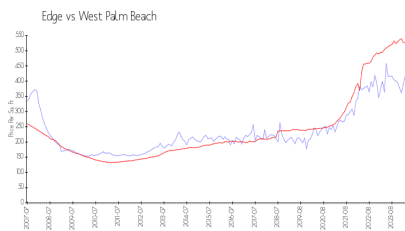
Number of units:	307
Number of active listings for rent:	10
Number of active listings for sale:	9
Building inventory for sale:	2%
Number of sales over the last 12 months:	16
Number of sales over the last 6 months:	5
Number of sales over the last 3 months:	2

The Edge Condominium No One Association Inc
(561) 655-1441



Built in 2007 - 307 units - 15 floors

Market Information



Edge: \$404/sq. ft.
West Palm Beach: \$528/sq. ft.

West Palm Beach: \$528/sq. ft.
Palm Beach: \$453/sq. ft.

Inventory for Sale

Edge	2%
West Palm Beach	3%
Palm Beach	3%

Avg. Time to Close Over Last 12 Months

Edge	62 days
West Palm Beach	51 days
Palm Beach	56 days