

Unit 334 - Everglades (South Tower)

334 - 253 NE 2 St, Miami, FL, Miami-Dade 33132

Unit Information

MLS Number:	A11545338
Status:	Closed
Size:	506 Sq ft.
Bedrooms:	1
Full Bathrooms:	1
Half Bathrooms:	
Parking Spaces:	1 Space
View:	
List Price:	\$330,000
List PPSF:	\$652
Valuated Price:	\$180,000
Valuated PPSF:	\$356

The above valuated price is a baseline figure that does not take into account any specific renovation, upgrade, split, merge, or deterioration of the unit.

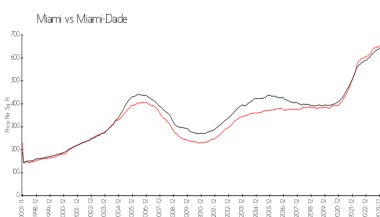
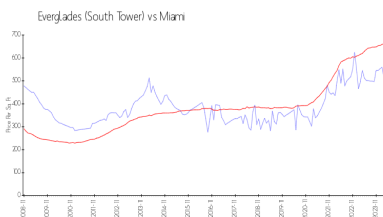
Building Information

Number of units:	440
Number of active listings for rent:	45
Number of active listings for sale:	21
Building inventory for sale:	4%
Number of sales over the last 12 months:	26
Number of sales over the last 6 months:	8
Number of sales over the last 3 months:	6

Recent Sales

Unit #	Size	Closing Date	Sale Price	PPSF
433	978 sq ft	May 2024	\$430,000	\$440
334	506 sq ft	May 2024	\$325,000	\$642
609	1,140 sq ft	Mar 2024	\$429,000	\$376
1510	929 sq ft	Mar 2024	\$500,000	\$538
4504	1,293 sq ft	Feb 2024	\$640,000	\$495
228	1,000 sq ft	Feb 2024	\$410,000	\$410
611	1,301 sq ft	Feb 2024	\$512,000	\$394

Market Information




Everglades (South Tower):	\$497/sq. ft.	Miami:	\$669/sq. ft.
Miami:	\$669/sq. ft.	Miami-Dade:	\$694/sq. ft.

Inventory for Sale

Everglades (South Tower)	5%
Miami	4%
Miami-Dade	3%

Avg. Time to Close Over Last 12 Months

Everglades (South Tower)	80 days
Miami	84 days
Miami-Dade	81 days



Built in 2008 - 442 units (870 units in total) - 45 floors