

# Unit 601 - Southporte One at Jonathan's Landing

601 - 3322 Cassekey Island Rd, Jupiter, FL, Palm Beach 33477

## Unit Information

|                 |              |
|-----------------|--------------|
| MLS Number:     | RX-10974110  |
| Status:         | Active       |
| Size:           | 1,763 Sq ft. |
| Bedrooms:       | 2            |
| Full Bathrooms: | 2            |
| Half Bathrooms: | 1            |
| Parking Spaces: |              |
| View:           |              |
| List Price:     | \$1,100,000  |
| List PPSF:      | \$624        |
| Valuated Price: | \$949,000    |
| Valuated PPSF:  | \$538        |

*The above valuated price is a baseline figure that does not take into account any specific renovation, upgrade, split, merge, or deterioration of the unit.*

## Building Information

|  |    |
|--|----|
| Number of units:                         | 50 |
| Number of active listings for rent:      | 0  |
| Number of active listings for sale:      | 3  |
| Building inventory for sale:             | 6% |
| Number of sales over the last 12 months: | 6  |
| Number of sales over the last 6 months:  | 5  |
| Number of sales over the last 3 months:  | 5  |

## Building Association Information

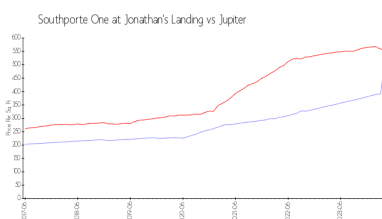
Jonathan's Landing  
Property Owners Association  
3755 Barrow Island Road  
Jupiter, FL 33477  
(561) 743-2032

<https://jonathanslandingpoa.com/>

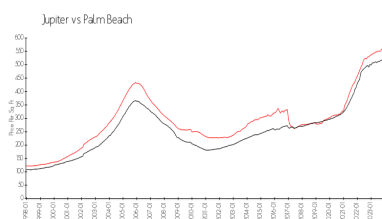
## Recent Sales

| Unit # | Size        | Closing Date | Sale Price  | PPSF  |
|--------|-------------|--------------|-------------|-------|
| 902    | 1,763 sq ft | Apr 2024     | \$805,000   | \$457 |
| 1103   | 2,024 sq ft | Apr 2024     | \$1,300,000 | \$642 |
| 202    | 1,763 sq ft | Apr 2024     | \$815,000   | \$462 |
| 501    | 1,763 sq ft | Apr 2024     | \$907,500   | \$515 |
| Ph2    | 1,763 sq ft | Apr 2024     | \$1,180,000 | \$669 |


## Market Information



Southporte One at Jonathan's Landing: \$520/sq. ft.  
Jupiter: \$557/sq. ft.



Jupiter: \$557/sq. ft.  
Palm Beach: \$475/sq. ft.



**Inventory for Sale**

|                                      |    |
|--------------------------------------|----|
| Southporte One at Jonathan's Landing | 6% |
| Jupiter                              | 3% |
| Palm Beach                           | 3% |

**Avg. Time to Close Over Last 12 Months**

|                                      |         |
|--------------------------------------|---------|
| Southporte One at Jonathan's Landing | 63 days |
| Jupiter                              | 66 days |
| Palm Beach                           | 56 days |