

Unit 16913 Waterbend Dr # 266 - Waterbend at Jonathan's Landing

16913 Waterbend Dr # 266 - 16885 Waterbend Dr, Jupiter, FL, Palm Beach 33477

Unit Information

MLS Number:	RX-10987645
Status:	Active
Size:	1,642 Sq ft.
Bedrooms:	2
Full Bathrooms:	2
Half Bathrooms:	0
Parking Spaces:	Driveway, Garage - Building, Vehicle Restrictions
View:	Clubhouse, Golf, Lake
Rental Price:	\$10,750
List PPSF:	\$7
Valuated Price:	\$604,000
Valuated PPSF:	\$368

The above valuated price is a baseline figure that does not take into account any specific renovation, upgrade, split, merge, or deterioration of the unit.

Building Information

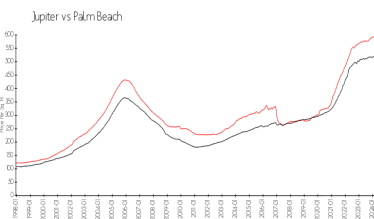
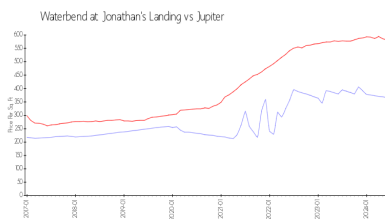
Number of units:	153
Number of active listings for rent:	0
Number of active listings for sale:	3
Building inventory for sale:	1%
Number of sales over the last 12 months:	7
Number of sales over the last 6 months:	3
Number of sales over the last 3 months:	1

Building Association Information

WATERBEND
 Jupiter Management LLC,
 1340 Hwy 1, Suite 102,
 Jupiter, FL 33469
 (561) 676-4563
 Jonathan's Landing
 Property Owners Association, Inc.
 3755 Barrow Island Road
 Jupiter, FL 33477
 Jonathan's Landing
 Property Owner Association
 Phone: 561-743-2032
 Security Phone: 561-747-1141
 email: admin@jlpoa.com


<https://jonathanslandingpoa.com/>

Market Information



Waterbend at Jonathan's Landing: \$366/sq. ft.
 Jupiter: \$582/sq. ft.

Jupiter: \$582/sq. ft.
 Palm Beach: \$474/sq. ft.



Inventory for Sale

Waterbend at Jonathan's Landing	2%
Jupiter	3%
Palm Beach	3%

Avg. Time to Close Over Last 12 Months

Waterbend at Jonathan's Landing	220 days
Jupiter	68 days
Palm Beach	58 days