

# Unit 1520 - Edge

1520 - 300 S Australian Av, West Palm Beach, FL, Palm Beach 33401

## Unit Information

MLS Number:	RX-10991676
Status:	Closed
Size:	1,393 Sq ft.
Bedrooms:	3
Full Bathrooms:	2
Half Bathrooms:	0
Parking Spaces:	Assigned
View:	City,Lake
Rental Price:	\$3,850
List PPSF:	\$3
Valuated Price:	\$614,000
Valuated PPSF:	\$472

*The above valuated price is a baseline figure that does not take into account any specific renovation, upgrade, split, merge, or deterioration of the unit.*

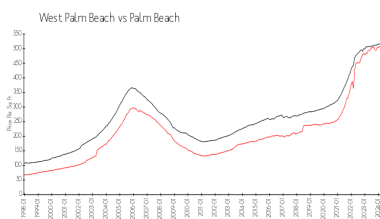
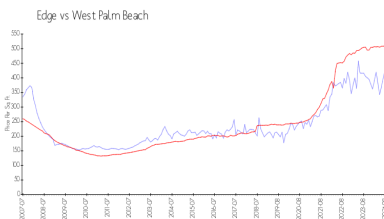
## Building Information

Number of units:	307
Number of active listings for rent:	13
Number of active listings for sale:	13
Building inventory for sale:	4%
Number of sales over the last 12 months:	8
Number of sales over the last 6 months:	4
Number of sales over the last 3 months:	1

## Building Association Information

The Edge Condominium No One  
Association Inc  
(561) 655-1441

## Market Information




Edge:	\$426/sq. ft.	West Palm Beach:	\$509/sq. ft.
West Palm Beach:	\$509/sq. ft.	Palm Beach:	\$471/sq. ft.

## Inventory for Sale

Edge	4%
West Palm Beach	4%
Palm Beach	3%

## Avg. Time to Close Over Last 12 Months

Edge	67 days
West Palm Beach	56 days
Palm Beach	58 days



Built in 2007 - 307 units - 15 floors