

Unit 16942 Waterbend Dr # 259 - Waterbend at Jonathan's Landing

16942 Waterbend Dr # 259 - 16885 Waterbend Dr, Jupiter, FL, Palm Beach 33477

Unit Information

MLS Number: RX-11019893
Status: Active
Size: 1,818 Sq ft.
Bedrooms: 2
Full Bathrooms: 2
Half Bathrooms: 0
Parking Spaces: 2+ Spaces, Driveway, Garage - Attached, Guest, Vehicle Restrictions
View: Golf
Rental Price: \$9,500
List PPSF: \$5
Valuated Price: \$660,000
Valuated PPSF: \$363

The above valuated price is a baseline figure that does not take into account any specific renovation, upgrade, split, merge, or deterioration of the unit.

Building Information

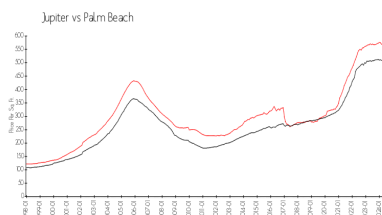
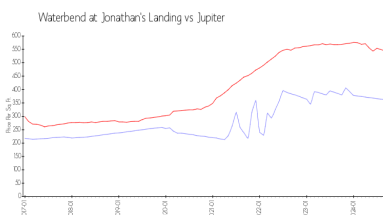
Number of units: 153
Number of active listings for rent: 0
Number of active listings for sale: 7
Building inventory for sale: 4%
Number of sales over the last 12 months: 6
Number of sales over the last 6 months: 2
Number of sales over the last 3 months: 1

Building Association Information

WATERBEND
Jupiter Management LLC,
1340 Hwy 1, Suite 102,
Jupiter, FL 33469
(561) 676-4563
Jonathan's Landing
Property Owners Association, Inc.
3755 Barrow Island Road
Jupiter, FL 33477
Jonathan's Landing
Property Owner Association
Phone: 561-743-2032
Security Phone: 561-747-1141
email: admin@jlpoa.com

<https://jonathanslandingpoa.com/>


Market Information



Waterbend at \$362/sq. ft.
Jonathan's Landing:
Jupiter: \$545/sq. ft.

Jupiter: \$545/sq. ft.
Palm Beach: \$466/sq. ft.

Inventory for Sale



Waterbend at Jonathan's Landing	5%
Jupiter	3%
Palm Beach	4%

Avg. Time to Close Over Last 12 Months

Waterbend at Jonathan's Landing	126 days
Jupiter	72 days
Palm Beach	61 days