

Unit LPH 11 - Slade

LPH 11 - 1551 N Flagler Dr, West Palm Beach, FL, Palm Beach 33401

Unit Information

MLS Number: RX-11035806
 Status: Active
 Size: 1,625 Sq ft.
 Bedrooms: 2
 Full Bathrooms: 2
 Half Bathrooms: 0
 Parking Spaces:
 View:
 List Price: \$1,150,000
 List PPSF: \$708
 Valuated Price: \$773,000
 Valuated PPSF: \$476

The above valuated price is a baseline figure that does not take into account any specific renovation, upgrade, split, merge, or deterioration of the unit.

Building Information

Number of units: 199
 Number of active listings for rent: 10
 Number of active listings for sale: 25
 Building inventory for sale: 12%
 Number of sales over the last 12 months: 12
 Number of sales over the last 6 months: 3
 Number of sales over the last 3 months: 1

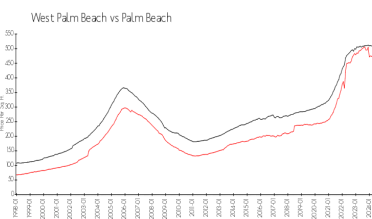
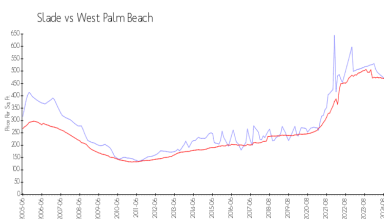
Building Association Information

The Slade Condo Association
 561-653-8230

Recent Sales

Unit #	Size	Closing Date	Sale Price	PPSF
1412	933 sq ft	Sep 2024	\$430,000	\$461
1401	1,680 sq ft	May 2024	\$1,150,000	\$685
912	933 sq ft	May 2024	\$400,000	\$429
Ph 9	760 sq ft	May 2024	\$300,000	\$395
818	1,400 sq ft	Apr 2024	\$850,000	\$607
1405	1,175 sq ft	Apr 2024	\$555,000	\$472
802	1,175 sq ft	Apr 2024	\$550,000	\$468

Market Information




Slade: \$467/sq. ft. West Palm Beach: \$470/sq. ft.
 West Palm Beach: \$470/sq. ft. Palm Beach: \$466/sq. ft.

Inventory for Sale

Slade: 13%
 West Palm Beach: 4%
 Palm Beach: 4%

Avg. Time to Close Over Last 12 Months

Slade: 65 days
 West Palm Beach: 56 days



Palm Beach

60 days