

Unit 690 PACIFIC GROVE DR UNIT 4 - City Side

690 PACIFIC GROVE DR UNIT 4 - 410-690 Amador Ln, West Palm Beach, FL, Palm Beach 33401

Unit Information

MLS Number: RX-11040221
Status: Active
Size: 1,633 Sq ft.
Bedrooms: 2
Full Bathrooms: 2
Half Bathrooms: 1
Parking Spaces: 2+ Spaces, Garage - Attached
View:
List Price: \$365,000
List PPSF: \$224
Valuated Price: \$318,000
Valuated PPSF: \$223

The above valuated price is a baseline figure that does not take into account any specific renovation, upgrade, split, merge, or deterioration of the unit.

Building Information

Number of units: 375
Number of active listings for rent: 11
Number of active listings for sale: 16
Building inventory for sale: 4%
Number of sales over the last 12 months: 15
Number of sales over the last 6 months: 9
Number of sales over the last 3 months: 5

Building Association Information

City Side Association
Manager Phone: 561.697.8997
Fax: 561.697.8987
E-mail: pm@citysideonline.com

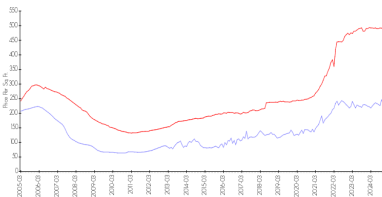
<http://citysideonline.com/index.php>

Recent Sales

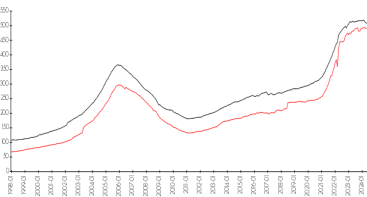
Unit #	Size	Closing Date	Sale Price	PPSF
5	1,581 sq ft	Nov 2024	\$385,000	\$244
5	1,326 sq ft	Nov 2024	\$305,000	\$230
4	1,581 sq ft	Nov 2024	\$328,800	\$208
2	1,581 sq ft	Nov 2024	\$320,000	\$202
7	1,448 sq ft	Oct 2024	\$344,000	\$238

Market Information

City Side vs West Palm Beach



West Palm Beach vs Palm Beach




City Side: \$231/sq. ft.
West Palm Beach: \$496/sq. ft.

West Palm Beach: \$496/sq. ft.
Palm Beach: \$466/sq. ft.

Inventory for Sale

City Side 4%
West Palm Beach 4%



Built in 2003 - 375 units - 3 floors

Palm Beach	4%
------------	----

Avg. Time to Close Over Last 12 Months

City Side	62 days
West Palm Beach	55 days
Palm Beach	61 days