

Unit 910 - Slade

910 - 1551 N Flagler Dr, West Palm Beach, FL, Palm Beach 33401

Unit Information

MLS Number: RX-11040742
 Status: Active
 Size: 760 Sq ft.
 Bedrooms: 1
 Full Bathrooms: 1
 Half Bathrooms: 0
 Parking Spaces: Assigned,Covered,Garage - Attached,Garage - Building,Street,Vehicle Restrictions
 View: City,Pool
 List Price: \$339,000
 List PPSF: \$446
 Valuated Price: \$340,000
 Valuated PPSF: \$447

The above valuated price is a baseline figure that does not take into account any specific renovation, upgrade, split, merge, or deterioration of the unit.

Building Information

Number of units: 199
 Number of active listings for rent: 10
 Number of active listings for sale: 24
 Building inventory for sale: 12%
 Number of sales over the last 12 months: 11
 Number of sales over the last 6 months: 2
 Number of sales over the last 3 months: 1

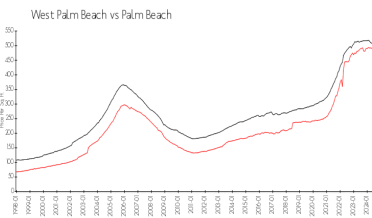
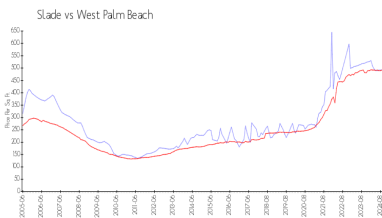
Building Association Information

The Slade Condo Association
 561-653-8230

Recent Sales

Unit #	Size	Closing Date	Sale Price	PPSF
Uph-7	1,175 sq ft	Nov 2024	\$570,000	\$485
1412	933 sq ft	Sep 2024	\$430,000	\$461
1401	1,680 sq ft	May 2024	\$1,150,000	\$685
912	933 sq ft	May 2024	\$400,000	\$429
Ph 9	760 sq ft	May 2024	\$300,000	\$395

Market Information




Slade: \$493/sq. ft. West Palm Beach: \$496/sq. ft.
 West Palm Beach: \$496/sq. ft. Palm Beach: \$466/sq. ft.

Inventory for Sale

Slade: 12%
 West Palm Beach: 4%
 Palm Beach: 4%

Avg. Time to Close Over Last 12 Months

Slade: 75 days
 West Palm Beach: 55 days



Palm Beach

61 days