

Unit 16941 Waterbend Dr # 252 - Waterbend at Jonathan's Landing

16941 Waterbend Dr # 252 - 16885 Waterbend Dr, Jupiter, FL, Palm Beach 33477

Unit Information

MLS Number: RX-11113385
 Status: Active
 Size: 1,818 Sq ft.
 Bedrooms: 2
 Full Bathrooms: 2
 Half Bathrooms: 0
 Parking Spaces: 2+ Spaces, Garage - Attached
 View: Clubhouse, Lake
 Rental Price: \$8,750
 List PPSF: \$5
 Valuated Price: \$574,000
 Valuated PPSF: \$316

The above valuated price is a baseline figure that does not take into account any specific renovation, upgrade, split, merge, or deterioration of the unit.

Building Information

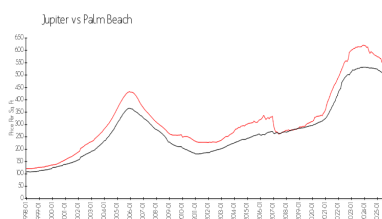
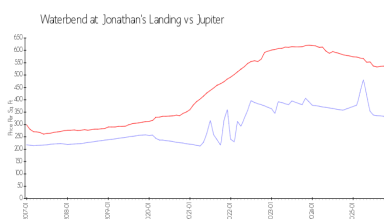
Number of units: 153
 Number of active listings for rent: 0
 Number of active listings for sale: 9
 Building inventory for sale: 5%
 Number of sales over the last 12 months: 8
 Number of sales over the last 6 months: 4
 Number of sales over the last 3 months: 2

Building Association Information

WATERBEND
 Jupiter Management LLC,
 1340 Hwy 1, Suite 102,
 Jupiter, FL 33469
 (561) 676-4563
 Jonathan's Landing
 Property Owners Association, Inc.
 3755 Barrow Island Road
 Jupiter, FL 33477
 Jonathan's Landing
 Property Owner Association
 Phone: 561-743-2032
 Security Phone: 561-747-1141
 email: admin@jlpoa.com

<https://jonathanslandingpoa.com/>

Market Information




Waterbend at Jonathan's Landing: \$314/sq. ft.
 Jupiter: \$532/sq. ft.

Jupiter: \$532/sq. ft.
 Palm Beach: \$452/sq. ft.

Inventory for Sale

Waterbend at Jonathan's Landing 6%



Jupiter	3%
Palm Beach	3%

Avg. Time to Close Over Last 12 Months

Waterbend at Jonathan's Landing	83 days
Jupiter	86 days
Palm Beach	77 days