

Unit PH 10 - Slade

PH 10 - 1551 N Flagler Dr, West Palm Beach, FL, Palm Beach 33401

Unit Information

MLS Number:	RX-11124811
Status:	Active
Size:	760 Sq ft.
Bedrooms:	1
Full Bathrooms:	1
Half Bathrooms:	0
Parking Spaces:	Assigned,Covered,Garage - Attached,Garage - Building,Guest,Vehicle Restrictions
View:	City,Lake,Pool
List Price:	\$415,000
List PPSF:	\$546
Valuated Price:	\$300,000
Valuated PPSF:	\$395

The above valuated price is a baseline figure that does not take into account any specific renovation, upgrade, split, merge, or deterioration of the unit.

Building Information

Number of units:	199
Number of active listings for rent:	10
Number of active listings for sale:	12
Building inventory for sale:	6%
Number of sales over the last 12 months:	6
Number of sales over the last 6 months:	4
Number of sales over the last 3 months:	3

Building Association Information

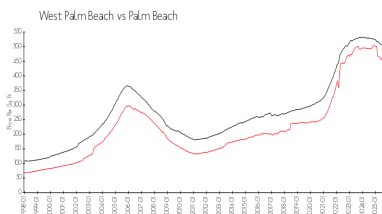
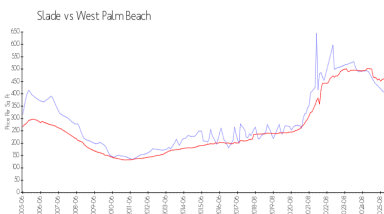
The Slade Condo Association
561-653-8230

<https://>

Recent Sales

Unit #	Size	Closing Date	Sale Price	PPSF
1012	933 sq ft	Dec 2025	\$370,000	\$397
1403	1,175 sq ft	Nov 2025	\$450,000	\$383
1210	760 sq ft	Oct 2025	\$270,000	\$355
1509	760 sq ft	Sep 2025	\$260,000	\$342
712	933 sq ft	Mar 2025	\$395,000	\$423

Market Information




Slade:	\$401/sq. ft.	West Palm Beach:	\$459/sq. ft.
West Palm Beach:	\$459/sq. ft.	Palm Beach:	\$452/sq. ft.

Inventory for Sale

Slade	6%
West Palm Beach	3%
Palm Beach	3%

Avg. Time to Close Over Last 12 Months



Slade
West Palm Beach
Palm Beach

94 days
70 days
77 days