

Unit 1111 Cactus Ter # 101 - Pines of Delray

1111 Cactus Ter # 101 - 2380-2530 Black Olive Blvd, Delray Beach, FL, Palm Beach 33445

Unit Information

MLS Number:	RX-11136493
Status:	Active
Size:	1,167 Sq ft.
Bedrooms:	2
Full Bathrooms:	2
Half Bathrooms:	0
Parking Spaces:	Assigned
View:	
List Price:	\$200,000
List PPSF:	\$171
Valuated Price:	\$189,000
Valuated PPSF:	\$162

The above valuated price is a baseline figure that does not take into account any specific renovation, upgrade, split, merge, or deterioration of the unit.

Building Information

Number of units:	684
Number of active listings for rent:	0
Number of active listings for sale:	24
Building inventory for sale:	3%
Number of sales over the last 12 months:	41
Number of sales over the last 6 months:	20
Number of sales over the last 3 months:	9

Building Association Information

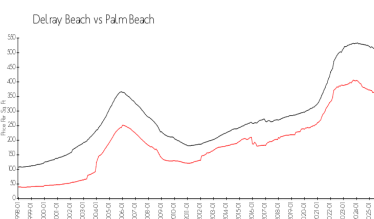
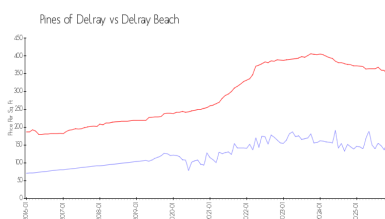
The Pines of Delray Association Inc
2451 Black Olive Boulevard
Delray Beach, FL 33445
(561) 276-3539

<https://www.thepinesofdelray.com/Page/29>

Recent Sales

Unit #	Size	Closing Date	Sale Price	PPSF
102	1,167 sq ft	Nov 2025	\$165,000	\$141
104	1,167 sq ft	Nov 2025	\$214,000	\$183
100d	1,167 sq ft	Oct 2025	\$220,000	\$189
104	1,167 sq ft	Oct 2025	\$170,000	\$146
203	1,167 sq ft	Oct 2025	\$86,000	\$74
31-B	982 sq ft	Oct 2025	\$135,000	\$137

Market Information

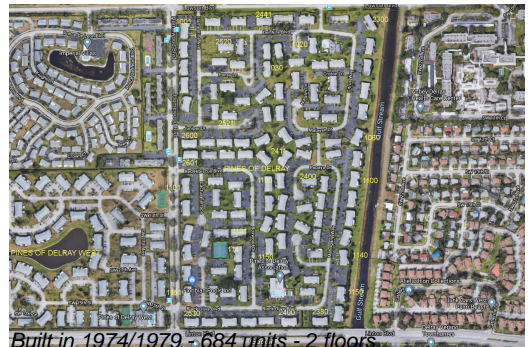


Pines of Delray: \$163/sq. ft.
Delray Beach: \$346/sq. ft.

Delray Beach: \$346/sq. ft.
Palm Beach: \$453/sq. ft.

Inventory for Sale

Pines of Delray	4%
Delray Beach	2%
Palm Beach	2%



Avg. Time to Close Over Last 12 Months

Pines of Delray	82 days
Delray Beach	76 days
Palm Beach	77 days