

Unit 1601 Marina Isle Way # 505 - Marina at the Bluffs (5-26)

1601 Marina Isle Way # 505 - 1501-2601 Marina Isle Wy, Jupiter, FL, Palm Beach 33477

Unit Information

| | |
|-----------------|-------------------------------------|
| MLS Number: | RX-11137192 |
| Status: | Active |
| Size: | 1,385 Sq ft. |
| Bedrooms: | 2 |
| Full Bathrooms: | 2 |
| Half Bathrooms: | 0 |
| Parking Spaces: | Assigned,Guest,Vehicle Restrictions |
| View: | Intracoastal,Marina |
| List Price: | \$498,000 |
| List PPSF: | \$360 |
| Valuated Price: | \$438,000 |
| Valuated PPSF: | \$316 |

The above valuated price is a baseline figure that does not take into account any specific renovation, upgrade, split, merge, or deterioration of the unit.

Building Information

| | |
|--|-----|
| Number of units: | 660 |
| Number of active listings for rent: | 0 |
| Number of active listings for sale: | 20 |
| Building inventory for sale: | 3% |
| Number of sales over the last 12 months: | 21 |
| Number of sales over the last 6 months: | 5 |
| Number of sales over the last 3 months: | 4 |

Building Association Information

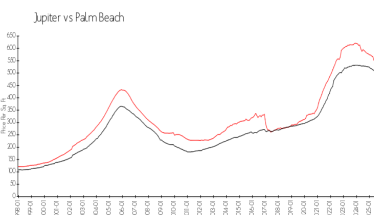
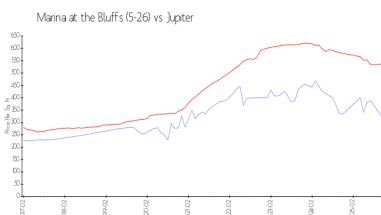
Marina At the Bluffs Condo Association
Address: 801 Seafarer Cir,
Jupiter, FL 33477
Phone: +1 561-624-7967
561-627-6497

<https://marinabluffs.com/>

Recent Sales


| Unit # | Size | Closing Date | Sale Price | PPSF |
|--------|-------------|--------------|------------|-------|
| 204 | 1,385 sq ft | Nov 2025 | \$375,000 | \$271 |
| 503 | 1,385 sq ft | Oct 2025 | \$640,000 | \$462 |
| 202 | 1,385 sq ft | Oct 2025 | \$520,000 | \$375 |
| 405 | 1,385 sq ft | Sep 2025 | \$400,000 | \$289 |
| 502 | 1,385 sq ft | Jul 2025 | \$550,000 | \$397 |

Market Information



| | | | |
|------------------------------|---------------|-------------|---------------|
| Marina at the Bluffs (5-26): | \$310/sq. ft. | Jupiter: | \$532/sq. ft. |
| Jupiter: | \$532/sq. ft. | Palm Beach: | \$452/sq. ft. |

Inventory for Sale



| | |
|-----------------------------|----|
| Marina at the Bluffs (5-26) | 3% |
| Jupiter | 3% |
| Palm Beach | 3% |

Avg. Time to Close Over Last 12 Months

| | |
|-----------------------------|---------|
| Marina at the Bluffs (5-26) | 97 days |
| Jupiter | 85 days |
| Palm Beach | 77 days |